



Timing Belts

Complete solution for industrial automation



Ino Industrial Belting Co. Ltd

Headquarter
580 Xiang Yin Rd
Shanghai, China 200433


T +86 (21) 6533 / 2222
F +86 (21) 6534 / 6100
@-Mail: info@inobelts.com
www.inobelts.com



The information provided in this brochure contains a general description of the performance characteristics of the products concerned. The actual products may not always have these characteristics as described and, in particular, these may change as a result of further developments of the products. The provision of this information is not intended to have and will not have legal effect. An obligation to deliver products having particular characteristics shall only exist if expressly agreed in the terms of the contract.

About INO Timing Belts

- Positively driven; no slippage possible
- Steel / Kevlar tension members available
- Precise conveying



INO Belt Experience

INO Belt is an innovative company with many years of manufacturing experience specialized in the belting industry. With the focus set on providing a complete solution for industrial automation, INO Belt has developed a wide range of product groups in order to satisfy the needs of our clients. INO timing belts have been in the market since 2000 and have gained trust in a variety of industries.

The 14 lines installed in Germany and China for open-end and truly endless types, INO Belt is able to provide short delivery times and tailor-made solutions everywhere in the world.

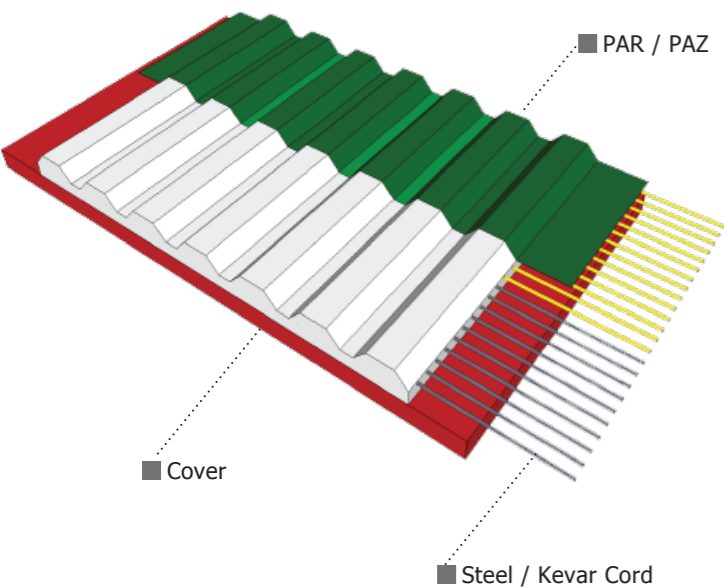
Timing Belt Specifications

INO polyurethane timing belts feature either steel cords or Kevlar cords as tension members and guarantee continuous power transmission to drive sprockets. The key difference of timing belts and traditional fabric constructed belts is that timing belts can be operated at very high speeds and with very high accuracy; there is also no need to worry about belt slippage or creep as well as elongation on the belts. The polyurethane material used is resistant to oil, fat and chemicals.

Industries

Timing belts are used in a great variety of industries and below are a few examples:

- Logistics and material handling industry
- Automotive industry
- Tyre industry
- Glass industry
- Paper and printing industry
- Packaging industry
- Pharmaceutical industry
- Tobacco industry
- Wood industry



Timing Belt Types

There are currently three INO timing belt types available:

- Open-ended
- Jointed
- Truly Endless

For all types, we are able to offer specific belt properties like antistatic, low-noise or food quality – we are happy to consult you based on the intended application.

Polyurethane Timing Belts	Truly Endless Polyurethane Timing Belts
<ul style="list-style-type: none"> ■ Open-ended or jointed belt ■ One roll is 100 meters long at different widths ■ Shortest jointed length is 500mm ■ Steel and Kevlar cords as tension member ■ Cleats and covers available for fabrication ■ Most commonly used at automation and material handling systems 	<ul style="list-style-type: none"> ■ Completely truly endless; no joint ■ Available length: 2.1m to 20m ■ Steel cords as tension member ■ Cleats and covers available for fabrication ■ Available length: 2.1m to 20m ■ Most suitable for high tension conveying and positioning applications ■ Longer belt life

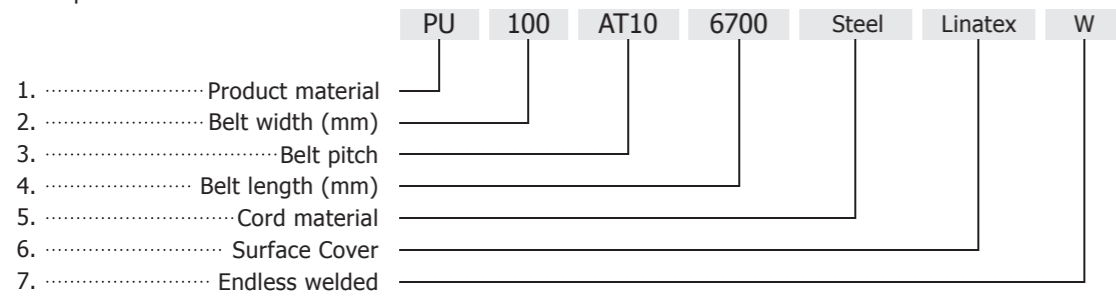
Timing Belt Specifications

- Open-ended / Jointed / Truly Endless types
- PAR / PAR / Fabric on both sides
- Custom-designed pitches possible



Nomenclature

Example



Available Types

Standard Type




Belts are universally used for all tasks in the conveying industry.

PAR (back side with fabric)



It protects the belts from frictional wear if idlers are used on the back of the belt.

PAZ (teeth side with fabric)




Tough nylon fabric with a low coefficient of friction covers the wearing surfaces of the belt. It protects the tooth surfaces and provides a durable wearing surface for long service. It also lowers the surface friction and reduces noise.

PAR/PAZ (fabric on both sides)



Additional nylon fabric on both sides reduces noise and increase wear-resistance.



Pitches

Material: TPU Hardness: 92° Shore A	Type	Technical Data		Sprocket Data			Manufactured	
		Pitch (mm)	Width (mm)	Min. number of teeth	Min. pulley diameter (mm) with / without counter flexion	Diameter idler roller (mm) with / without counter flexion		Country
	T5	5	150	10/15	15/23	30/30	DE	
	T10	10	100	12/20	36/62	60/60	DE / CN	
	T20	20	100	15/25	93/156	120/120	DE / CN	
	H	12,7	100	14/25	55/80	60/80	DE / CN	
	L	9,525	100	15/20	45/60	60/80	CN	
	XH	22,225	152,6	18/20	125/139	120/150	DE / CN	
		AT5	5	100	15/25	22/38	30/60	DE
		AT10	10	100	15/25	46/78	50/120	DE / CN
		AT10K13	10	100/140	15/25	46/78	50/120	CN
		AT10K15	10	100	15/25	46/78	50/120	CN
AT20		20	100/150	18/20	112/156	120/180	DE / CN	
ATL5		5	150	25/25	38/38	40/60	DE	
	ATL10	10	150	25/25	78/78	80/150	DE	
		HTD5M	5	100	16/20	24/30	50/50	DE / CN
		HTD8M	8	100/150/400	18/18	45/45	50/120	DE / CN
		HTD14M	14	100/150	28/28	122/122	120/180	DE / CN
		HTD14MK13	14	120/140/150	28/28	122/122	120/180	CN
		STD8M	8	150	18/18	45/45	50/120	CN
STD14M		14	150	28/28	122/122	120/180	CN	

Standard tolerances: Width +/- 0,5mm; Height +/- 0,2mm


Other Fabrications

- Covers
- Cleats
- V-Guides and Mechanical Processing



■ Covers

Cellular



PVC



PU



Others



For further information, please do not hesitate to get in touch with us.

■ Cleats



A multitude of other cleats are available in addition to these standard designs.

■ V-Guides and Mechanical Processing

Fabricated V-guides

V-guides are added on virtually any of the PU belts at any width and length. The V-guides are excellent to eliminate potential mistracking problems.

Integral V-guides

V-guides are notched and extruded together with the belts, which have the same hardness and PU compound as the belts. It is impossible for the guides to detach from the base material.

Product Type	Shape	Product Name	A mm	B mm	C mm	PU			
						Non-notched		Notched	
						Hardness ShA	Color	Hardness ShA	Color
Ropes		R6	4	6	4	85	Transp.	80	Transp.
		R8	5	8	5	85	Transp.	-	-
		R10	6	10	6	85	Transp.	80	Transp.
		R13	8	13	8	85	Transp.	80	Transp.
		R17	11	17	11	85	Transp.	80	Transp.
		R22	14	22	14	85	Transp.	-	-

Mechanical Processing

- Grooves for V-guides and vacuum
- Grinding and slitting

